NRC·CNRC

NRC Publications Archive
Archives des publications du CNRC

Measured strengths under fills on sensitive clay / Résistance mesurée d'argile sensible sous remblais

Law, K. T.; Bozozuk, M.; Eden, W. J.

This publication could be one of several versions: author's original, accepted manuscript or the publisher's version. / La version de cette publication peut être l'une des suivantes : la version prépublication de l'auteur, la version acceptée du manuscrit ou la version de l'éditeur.

Publisher's version / Version de l'éditeur:

Proceedings, 9th International Conference on Soil Mechanics and Foundation Engineering, 1, pp. 187-192, 1977

NRC Publications Archive Record / Notice des Archives des publications du CNRC :
https://nrc-publications.canada.ca/eng/view/object/?id=39a5120b-567e-4531-8d8d-b2c55c0d721e
https://publications-cnrc.canada.ca/fra/voir/objet/?id=39a5120b-567e-4531-8d8d-b2c55c0d721e

Access and use of this website and the material on it are subject to the Terms and Conditions set forth at
https://nrc-publications.canada.ca/eng/copyright
READ THESE TERMS AND CONDITIONS CAREFULLY BEFORE USING THIS WEBSITE.

L'accès à ce site Web et l'utilisation de son contenu sont assujettis aux conditions présentées dans le site
https://publications-cnrc.canada.ca/fra/droits
LISEZ CES CONDITIONS ATTENTIVEMENT AVANT D'UTILISER CE SITE WEB.

Questions? Contact the NRC Publications Archive team at PublicationsArchive-ArchivesPublications@nrc-cnrc.gc.ca. If you wish to email the authors directly, please see the first page of the publication for their contact information.

Vous avez des questions? Nous pouvons vous aider. Pour communiquer directement avec un auteur, consultez la première page de la revue dans laquelle son article a été publié afin de trouver ses coordonnées. Si vous n'arrivez pas à les repérer, communiquez avec nous à PublicationsArchive-ArchivesPublications@nrc-cnrc.gc.ca.

National Research Council Canada
Conseil national de recherches Canada

Canada

Ser
TH1
N21d
no. 746
c. 2
BLDG

6343

National Research Council Canada | Conseil national de recherches Canada

MEASURED STRENGTHS UNDER FILLS ON SENSITIVE CLAY

by K.T. Law, M. Bozozuk and W.J. Eden

ANALYZED

Reprinted, with permission, from
Proceedings, IXth International Conference on
Soil Mechanics and Foundation Engineering, 9th Tokyo Sept. 1977
Vol. 1, 1977
p. 187 - 192

BUILDING RESEARCH
- LIBRARY -
DEC 12 1977
NATIONAL RESEARCH COUNCIL

65109

DBR Paper No. 746
Division of Building Research

Price 10 cents OTTAWA NRCC 16385

SOMMAIRE

Une série de mesures de la résistance au cisaillement avec un scissomètre menée dans le sous-sol de quatre remblais de géométrie différente et construits sur les argiles de la mer Champlain près d'Ottawa, au Canada, ont donné les mêmes valeurs que celles trouvées avant la construction. D'autre part, les essais de compression triaxiale en laboratoire effectués sur des échantillons intacts, pris en même temps que les mesures du scissomètre ont montré une augmentation définitive de la résistance au cisaillement lorsque mis à l'essai dans des conditions de contraintes comparables à celles sous les remblais. Les facteurs qui ont pu contribuer à ce désaccord sont discutés.

CISTI / ICIST
3 1809 00209 9387

Measured Strengths under Fills on Sensitive Clay

Résistance Mesurée d'Argile Sensible sous Remblais

K.T.LAW,
M.BOZOZUK and
W.J.EDEN Geotechnical Section, Division of Building Research, National Research Council of Canada, Canada

SYNOPSIS A series of field vane strength measurements conducted in the subsoil of four fills of different geometry and constructed on Champlain Sea clays near Ottawa, Canada, gave values the same as those found prior to construction. On the other hand, laboratory triaxial compression tests conducted on undisturbed piston samples taken at the same time as the vane measurements showed a definite increase in shear resistance when tested at stress conditions comparable to the effective stresses existing under the fills. The possible factors contributing to this discrepancy are discussed.

INTRODUCTION

When soft, sensitive marine clays are loaded, settlements occur over long periods of time owing in part, it is believed, to a breakdown in structure and resulting increase in pore water pressure (Crawford and Burn, 1976). Under such circumstances stage construction is somewhat hazardous if used to achieve a gain in strength and an increase in stability with time. A number of fills in the Ottawa region have been under observation over a period of several years. This paper reports some of the long-term observations, the measured strengths under the fills (using field and laboratory techniques), and discusses factors affecting the measurement of strength when the field vane is used.

SITES AND FILLS

Four fills constructed at three sites on Champlain Sea clays in the Ottawa region are considered. The general characteristics of the subsoils involved are similar to those reported earlier by Crawford (1961). At each site, subsoils were sampled with the 54-mm dia NGI piston sampler (Bjerrum, 1954) or the Osterberg 127-mm dia sampler (Osterberg, 1952). Routine classification, triaxial and consolidation tests were carried out; and the results, together with the applied vertical pressures, are summarized in Figures 1 to 3. The fills were instrumented extensively and some of the measurements were reported elsewhere (Eden and Poorooshasb, 1968; Bozozuk and Leonards, 1972).

Two fills were constructed in the fall of 1967 near South Gloucester, 21 km south-east of Ottawa, Canada. One, a test embankment constructed in an excavation 1.2 m deep, is a granular fill 3.7 m high, 9.2 m wide and 36.6 m long at the top, with 1.5:1 side slopes. A plane strain condition prevails at its middle section where the bulk of the instrumentation was installed. The second fill, built of materials from the excavation, is circular, about 2.4 m high and 22.4 m in diameter at the top, with 1.5:1 side slopes. The two fills were sufficiently far apart to avoid mutual influence.

A third fill is located at Kars Bridge, 40 km south of Ottawa. This is an approach embankment, built in stages, of granular soil. The first lift was placed in November 1959 to a height of 6.1 m and was brought to its final elevation of 8.0 m 20 months later. The top width of the fill is 15.2 m and the side slopes 2:1.

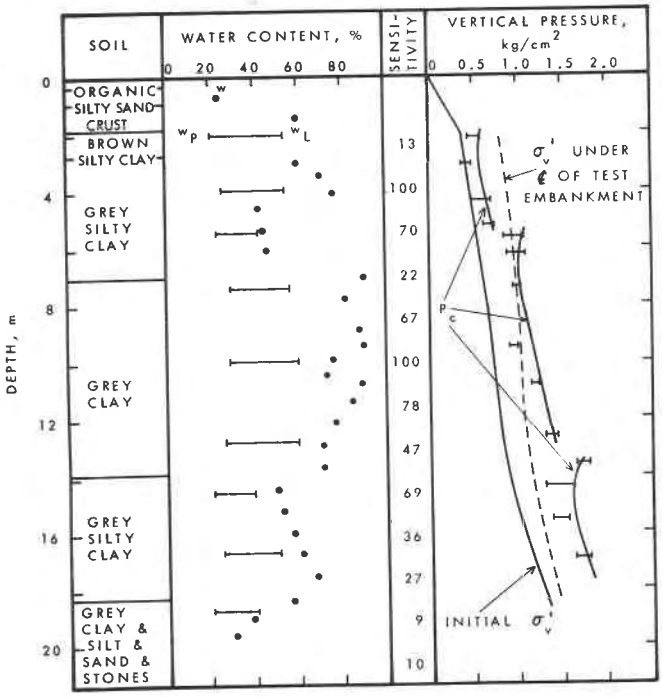

Figure 1 Geotechnical Profile at Gloucester

3440384

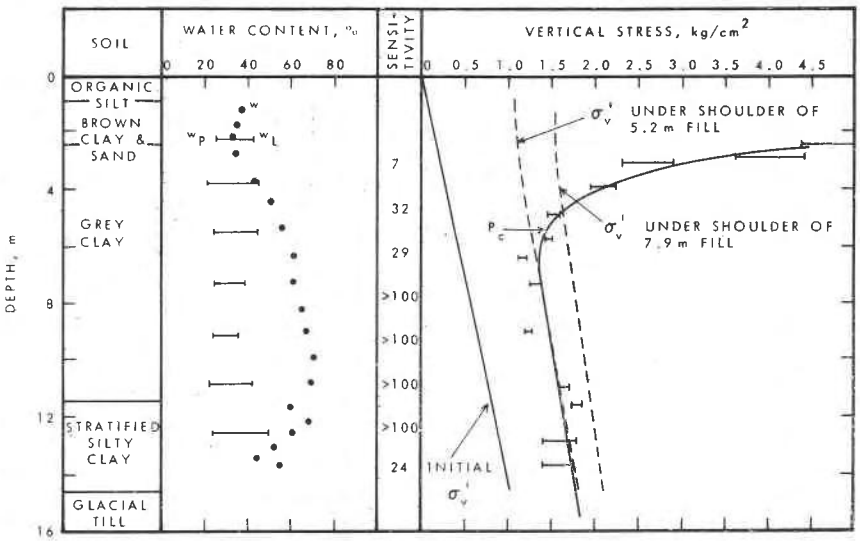

Figure 2 Geotechnical Profile at Kars Bridge

The fourth fill is situated about 6.5 km east of the Gloucester site on Boundary Road where it crosses Highway 417. This was constructed in June 1970 as a two-level test embankment with heights of 2.7 and 4.3 m, respectively. It was graded a year later to form an approach fill with a maximum height of 4.3 m.

SETTLEMENT AND PORE PRESSURE RECORDS

Figures 4 to 6 show the vertical compression and excess pore pressure measured in the soil formations in which the imposed load exceeded the preconsolidation pressure below the centreline of the fills. Substantial compression (4 to 8 per cent) has taken place, with the actual amount depending on the intensity, geometry, and duration of loading. These are similar to those observed beneath the shoulder of the fills. The ratios of surface settlement below the shoulder to that below the centre are 62 per cent at the Gloucester circular fill, 92 per cent at Kars Bridge and 86 per cent at the Boundary Road.

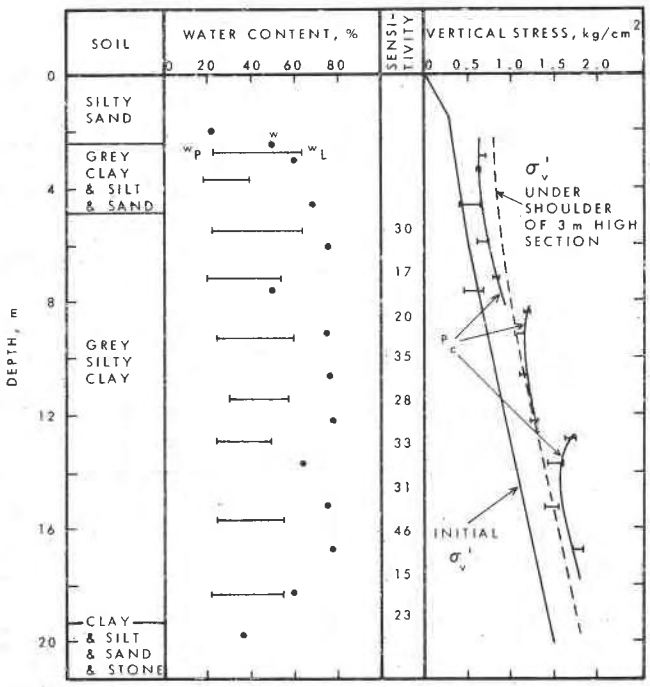

Figure 3 Geotechnical Profile at Boundary Road

Excess pore water pressure generally developed immediately on loading. Following construction, it dissipated relatively rapidly at first, then slowly dropped to a value of less than 1 m of water head. This resulted in a vertical effective stress exceeding the preconsolidation pressure in all cases.

FIELD VANE SHEAR TESTS UNDER FILLS

During 1974 and 1975, series of field vane tests were performed at the four fills. At Gloucester, one boring was made through the centre of the test embankment and three were made through the circular fill at varying distances from the centre. At the approach embankment of Kars Bridge two vane borings were performed through the shoulder where thicknesses of fill were 7.9 and 5.2 m, respectively. The induced stresses at these locations were significantly different. For undrained conditions (short-term loading) no zone of local failure (region in which the soil is strained beyond the peak strength) was detected in the lower section, but an extensive zone was found beneath the higher section (Law, 1974). The last vane boring was carried out through the shoulder of the Boundary Road fill at a section where thickness was about 3.0 m.

The results of the vane tests are shown in Figures 7 to 9. Also plotted on these figures are the pre-construction in situ field vane strengths measured with the same equipment. In general, there is little difference between the two sets of results, implying that the sustained loading and resulting large compression did not effect the shear strength of the soil.

For the circular fill at Gloucester there was no

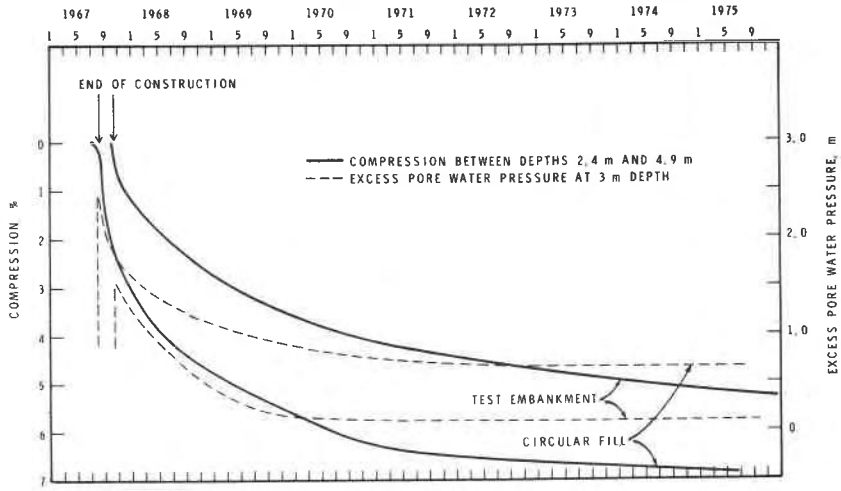

Figure 4 Records of Settlement and Excess Pore Water Pressure Under Centreline of the Fills at Gloucester

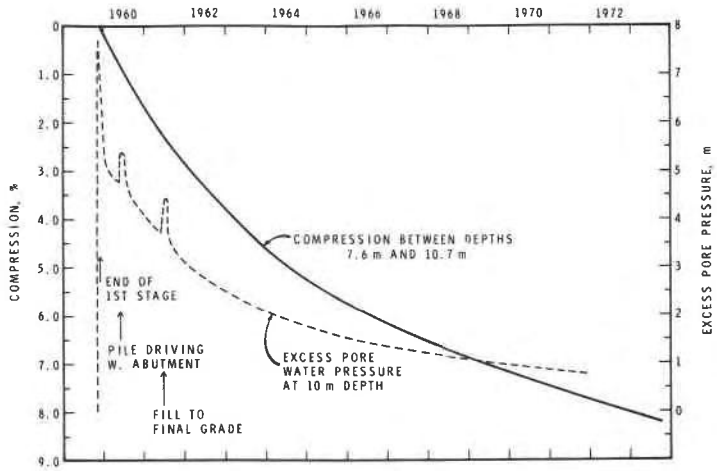

Figure 5 Compression and Pore Pressure Records at Centre line, Kars Bridge Fill

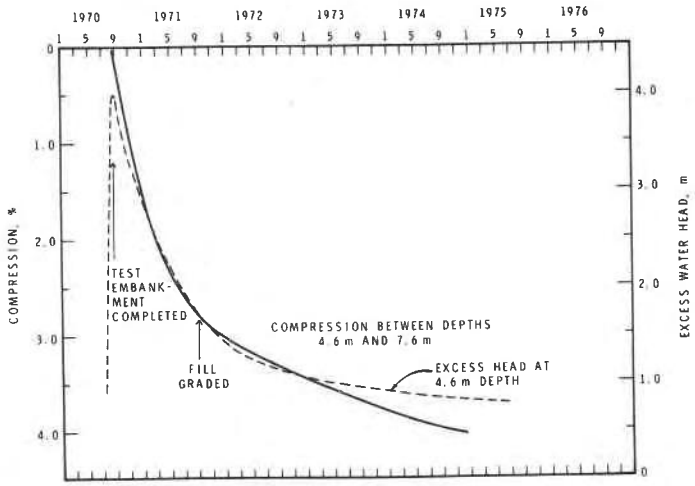

Figure 6 Settlement and Excess Water Head Under Shoulder of Embankment at Boundary Road

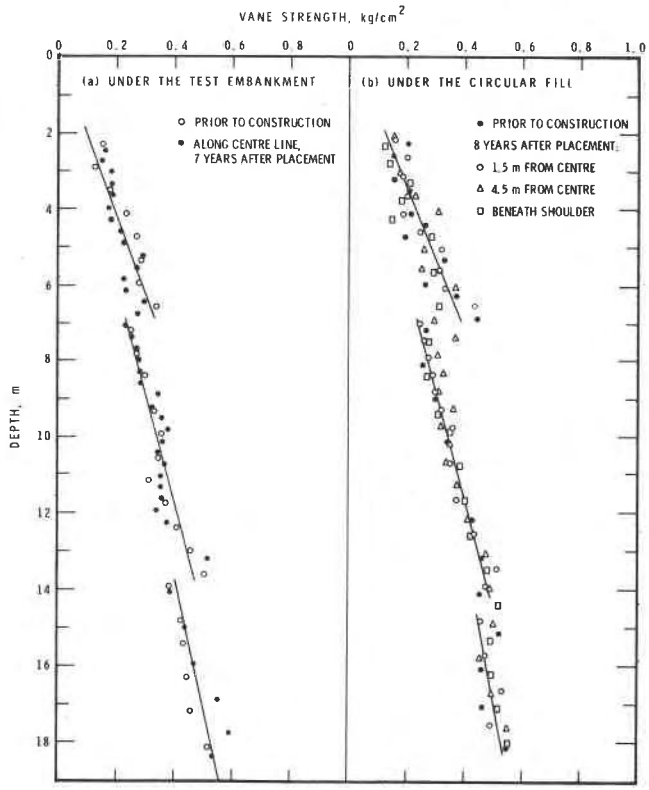

Figure 7 Field Vane Strengths at Gloucester (All Tests Restored to Pre-construction Elevations)

appreciable difference in measured shear strength beneath the centre and the shoulder, implying that the rotation of principal stresses beneath the shoulder did not change the vane strength. At Kars Bridge also, the results indicate no change in undrained shear strength, whether or not local failure conditions exist.

TRIAXIAL COMPRESSION TESTS

A program of undrained triaxial compression tests was carried out on the soils from Kars Bridge and Gloucester. There were three series of tests: (1) CIU and CAU tests performed at different consolidation pressures on undisturbed samples obtained prior to construction (pre-construction soils); (2) same as (1) except on undisturbed soil samples taken from under the fills (post-construction soils) at the time of vane shear testing; (3) CAU tests performed on post-construction soil samples consolidated to stress conditions comparable to those existing under the fills. The results of the tests are shown in Figures 10 to 12.

The strength envelope depicted in Figures 10 and 11 is similar to that described by Eden and Jarrett (1971). It has a pronounced curve at low effective pressures and is linear at higher pressures. This envelope remains practically unchanged for the post-construction soil.

The undrained strengths deduced from the field vane and triaxial tests corresponding to pre-construction and 1975 conditions are shown on Figures 10 and 11. A sizable strength increase can be noted from the triaxial tests.

A further comparison of the triaxial strengths of the Kars Bridge soil is presented in Figure 12. Results

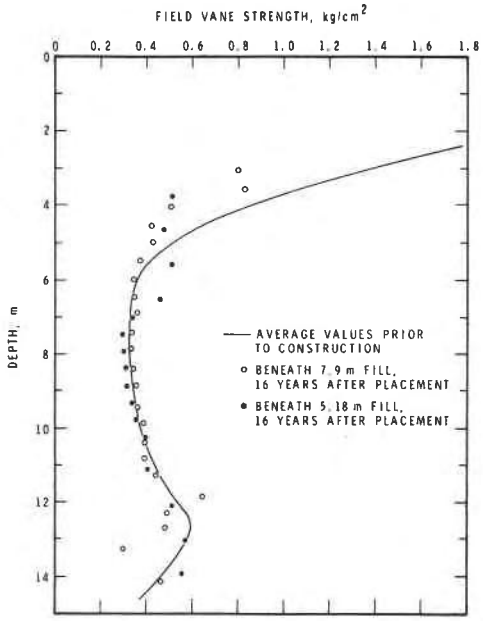

Figure 8 Field Vane Strengths Under Kars Bridge Fill (All Tests Restored to Pre-construction Elevations)

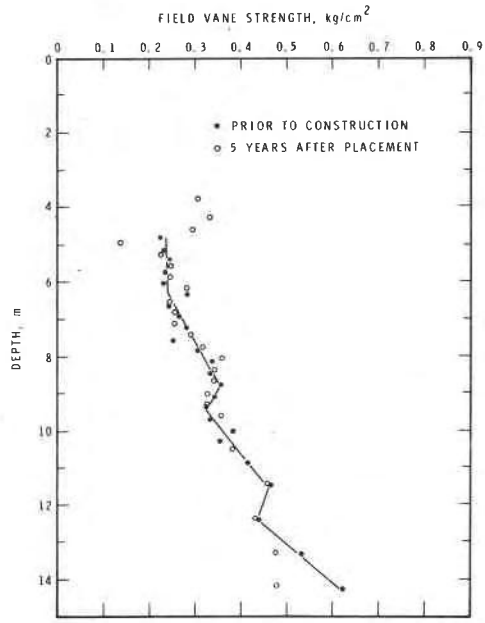

Figure 9 Field Vane Strengths Under Boundary Road Fill (All Tests Restored to Pre-construction Elevations)

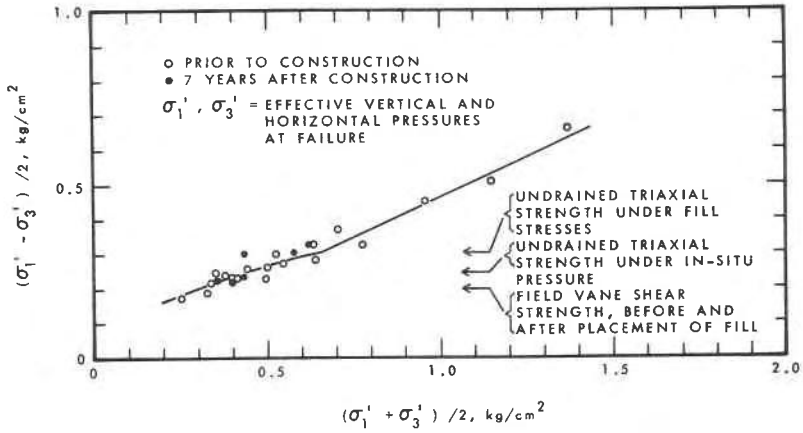

Figure 10 Strength Envelope for Soil Layer Between Depths 2.3 m and 5.3 m (Gloucester)

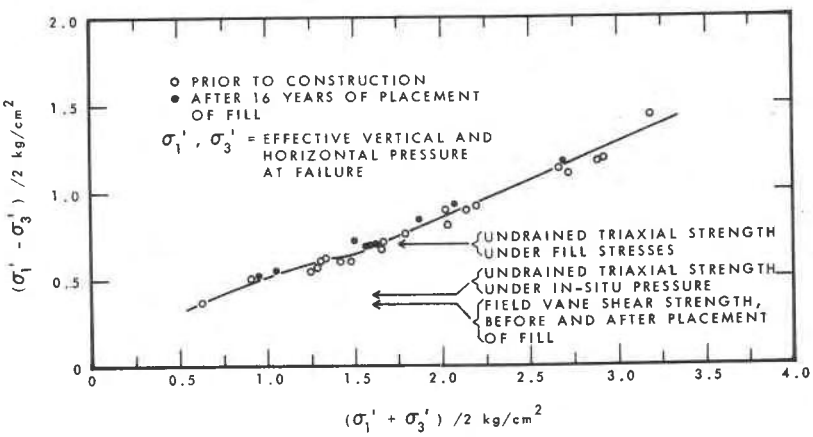

Figure 11 Strength Envelope for Soil Layer Between Depths 7.0 m and 11.3 m (Kars)

are shown of CIU tests on the pre- and post-construction soils at various depths, both consolidated to the same pressure close to the effective

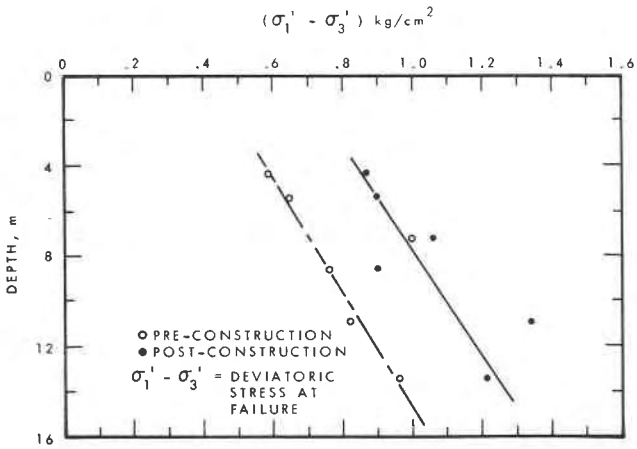

Figure 12 Comparison of Shear Strengths of Pre- and Post-construction Soils (Kars)

overburden load. A distinct strength increase may again be observed.

DISCUSSION

To resolve the question of whether there is any strength increase beneath fills, two more observations may be noted. (1) There is a marked reduction in moisture content in the subsoil beneath the fills. This reduction is compatible with the observed compression (Table I), indicating that lateral

TABLE I COMPARISON OF OBSERVED AND DEDUCED COMPRESSIONS

Site	Depth m	Observed Compression per cent	Compression deduced from change of water content per cent
Gloucester	2.4 to 5.0	5.20	4.64
Kars	7.6 to 10.7	8.14	7.72

yielding had little influence on compression. The subsoils beneath the fills had reached, therefore, a denser state. (2) Based on measurement of lateral pressure beneath the Gloucester test embankment (Bozozuk, 1974), the deduced maximum shear stress exceeded the vane strength down to a depth of 5.3 m. At 3 m for instance, shear stress is 50 per cent in excess of vane strength. These observations tend to throw additional support to the belief that there is actually a strength increase.

Reasons why the field vane failed to measure any strength gain include:

(1) Essentially, the field vane measures shear resistance along a vertical plane, which corresponds to the strength of a horizontal specimen (Lo and Milligan, 1967). As the soil displays strength anisotropy (Mitchell, 1970), there may not be an increase of strength along the vertical plane within the vertical pressure intensity encountered in these cases.

(2) By recognizing that vane strength corresponds to that along a vertical plane, one can argue that the strength change depends largely on the change in effective horizontal pressure, $\Delta\sigma_h'$. Bozozuk (1974) showed by means of hydraulic fracture tests that $\Delta\sigma_h'$ is approximately equal to zero beneath the Gloucester test embankment. Numerical analyses reveal that under the other fills the final effective horizontal pressure is less than 60 per cent of the vertical preconsolidation pressure. Hence, in all these cases $\Delta\sigma_h'$ is rather small. This may largely explain the anomaly between triaxial and vane strengths.

(3) Preliminary numerical analyses carried out for this study show that intrusion of the vane blade into this particular soil induces a shear strain that can exceed the strain at failure along the prospective cylindrical failure surface. Thus the vane would measure a strength intermediate between the peak and the residual. How this intermediate strength varies with confining pressure is not clear, but it would contribute to the observed discrepancy.

CONCLUSIONS

Field and laboratory measurements of shear strength under four fills constructed on Champlain Sea clays lead to the following conclusions:

(1) Field vane strength does not change with (a) time up to 16 years after placement of fill; (b) loading geometry corresponding to either plane strain or axisymmetric conditions; (c) load intensity to values moderately beyond the preconsolidation pressure; (d) rotation of principal stresses existing beneath the shoulder of fill.

(2) Triaxial tests show that there has been strength increase beneath the fills.

(3) Field evidence and preliminary analyses support the view that there is strength gain under sustained loading.

ACKNOWLEDGEMENTS

The authors gratefully acknowledge the conscientious efforts of A. Laberge and T.J. Hoogeveen, Technical Officers, Division of Building Research, for carrying out the field vane shear tests.

This paper is a contribution from the Division of Building Research, National Research Council of Canada, and is published with the approval of the Director of the Division.

REFERENCES

Bjerrum, L. (1954), Geotechnical Properties of Norwegian Marine Clays, Géotechnique, Vol. 4, No. 2, pp. 49-69.

Bozozuk, M. (1974), Minor Principal Stress Measurements in Marine Clay with Hydraulic Fracture Tests, Proc. of Eng. Found. Conf. on Sursurface Exploration for Underground Excavation and Heavy Construction, Henniker, N.H., pp. 333-349.

Bozozuk, M. and G.A. Leonards (1972), The Gloucester Test Fill, Proc. ASCE Specialty Conf. on Performance of Earth and Earth-supported Structures, Purdue Univ., Vol. 1, Part 1, pp. 299-317.

Crawford, C.B. (1961), Engineering Studies of Leda Clay, Soils in Canada, Royal Society Canada, Special Publications No. 3, 1961, pp. 200-217.

Crawford, C.B. and K.N. Burn (1976), Long-term Settlements on Sensitive Clay, Bjerrum Memorial Volume, Norwegian Geotech. Inst., Oslo, pp. 117-124.

Eden, W.J. and P.M. Jarrett (1971), Landslides at Orleans, Ontario, National Research Council of Canada, Division of Building Research, NRCC 11856.

Eden, W.J. and H.B. Poorooshasb (1968), Settlement Observations at Kars Bridge, Can. Geotech. J., Vol. 5, pp. 28-45.

Law, K.T. (1974), Analysis of Embankment on Sensitive Clays, Thesis, University of Western Ontario, London, Ontario.

Osterberg, J.O. (1952), New Piston Tube Sampler, Engineering News-Record, Vol. 148, pp. 77-78.

Lo. K.Y. and V. Milligan (1967), Shear Strength Properties of Two Stratified Clays, ASCE, J. Soil Mech. Found. Div., Vol. 92, SM1, pp. 1-15.

Mitchell, R.J. (1970), On the Yielding and Mechanical Strength of Leda Clay. Can. Geotech. J., Vol. 7, pp. 297-312.

This publication is being distributed by the Division of Building Research of the National Research Council of Canada. It should not be reproduced in whole or in part without permission of the original publisher. The Division would be glad to be of assistance in obtaining such permission.

Publications of the Division may be obtained by mailing the appropriate remittance (a Bank, Express, or Post Office Money Order, or a cheque, made payable to the Receiver General of Canada, credit NRC) to the National Research Council of Canada, Ottawa. K1A 0R6. Stamps are not acceptable.

A list of all publications of the Division is available and may be obtained from the Publications Section, Division of Building Research, National Research Council of Canada, Ottawa. KIA 0R6.